

rebel grips
Aluminium



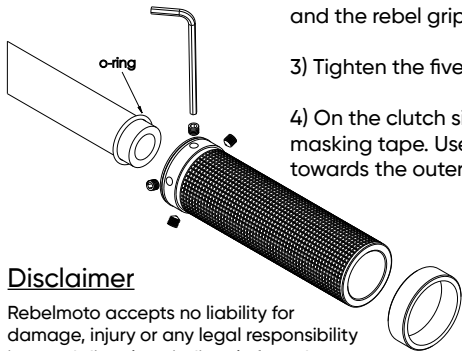
rebel grips Aluminium Installation

1) Start by sliding off the ring that covers the five screws used to secure the grips.

2) On the throttle side apply some masking tape on the outer edge of the throttle tube. This is to ensure a tight fit between the throttle tube and the rebel grip.

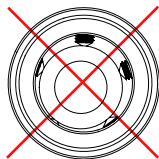
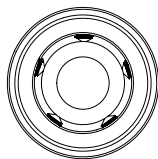
3) Tighten the five screws evenly and slide the cover ring back in place.

4) On the clutch side repeat the process above, but instead of using masking tape. Use the supplied o-ring. The o-ring needs to be placed towards the outer edge.



Disclaimer

Rebelmoto accepts no liability for damage, injury or any legal responsibility incurred directly or indirectly from the use or installation of this product. The use and installation of this product is at user's own risk.



Tighten the five screws evenly to ensure the bar and throttle tube is centered.